




## Map Key

- A Reception
- B Launderette/Disabled toilets
- C Play Area
- D Shower Block/Toilets/Launderette
- E Showground
- F Sales Office
-  Electric Car Charging
-  Bins & Recycling Point
-  Fire Equipment
- P Parking

Touring Pitches

Park Entrance/Exit

10  
MPH

