







Map Key

- (A) Reception/Ownership Enquiries/Gym/Toilets
- (B) Play Area
- (C) Picnic Area
- (D) Laundrette
-  Electric Vehicle Charging
-  Fire Assembly Point
-  Bins/Recycling Point
-  Parking
-  Defibrillator
-  Fire Equipment



River Wear

Park Entrance/Exit

10
MPH

